

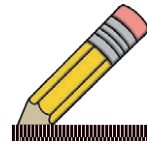
Make the word using playdough to fill the letter shapes:

door

Make the word using letters:

Trace the word:


door



Underline the word:

Write the word:

Handwriting practice lines consisting of two solid orange lines, a dashed grey line, and another solid orange line.



**Shut the door!**

Make the word using playdough to fill the letter shapes:

floor

Make the word using letters:

Trace the word:

floor

Underline the word:

I must mop  
the floor.


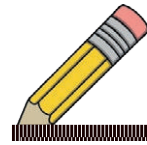
Write the word:

\_\_\_\_\_

-----

\_\_\_\_\_

-----



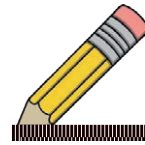
Make the word using playdough to fill the letter shapes:

poor

Make the word using letters:

Trace the word:

poor





Underline the word:

Poor old  
Jack had to  
sell his cow.

Write the word:

Handwriting practice lines consisting of two sets of three horizontal lines: a solid top line, a dashed middle line, and a solid bottom line.



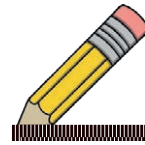
Make the word using playdough to fill the letter shapes:

because

Make the word using letters:

Trace the word:


because



Underline the word:

Write the word:

Handwriting practice lines consisting of a solid top line, a dashed middle line, and a solid bottom line. The word 'because' is not yet written.



I need to go the supermarket because I have run out of baked beans.

Make the word using playdough to fill the letter shapes:

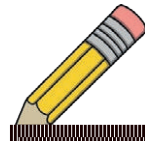
find

Make the word using letters:

Trace the word:


find

Underline the word:




Write the word:

Handwriting practice lines consisting of two sets of three horizontal lines: a solid top line, a dashed middle line, and a solid bottom line.



Can you find the missing button?



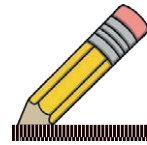
Make the word using playdough to fill the letter shapes:

kind

Make the word using letters:

Trace the word:

kind




Underline the word:

**Dad tells me  
to be kind to  
others.**

Write the word:

Handwriting practice lines consisting of two sets of three horizontal lines: a solid top line, a dashed middle line, and a solid bottom line.



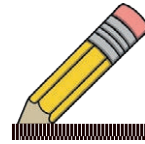
Make the word using playdough to fill the letter shapes:

mind

Make the word using letters:

Trace the word:

mind




Underline the word:



Mind the step!

Write the word:

Handwriting practice lines consisting of two solid orange lines, a dashed grey middle line, and another solid orange bottom line.



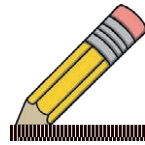
Make the word using playdough to fill the letter shapes:

behind

Make the word using letters:

Trace the word:

behind





Underline the word:

**Joe is behind  
Freddie in  
the line.**

Write the word:

Handwriting practice lines consisting of two solid orange lines with a dashed grey line in the middle.





Make the word using playdough to fill the letter shapes:

child

Make the word using letters:

Trace the word:

child

Underline the word:

**The child  
was crying.**

Write the word:

\_\_\_\_\_

-----

\_\_\_\_\_

-----



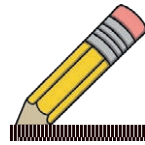
Make the word using playdough to fill the letter shapes:

children

Make the word using letters:

Trace the word:

children




Underline the word:

Look at the children in the playground.

Write the word:

Handwriting practice lines consisting of two solid orange lines with a dashed grey line in the middle, repeated twice.



Make the word using playdough to fill the letter shapes:

wild

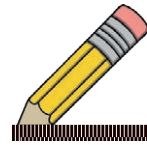
Make the word using letters:

Trace the word:

wild


Underline the word:

**The weather  
is wild  
today.**



Write the word:

Handwriting practice lines consisting of two sets of three horizontal lines: a solid top line, a dashed middle line, and a solid bottom line.



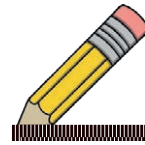
Make the word using playdough to fill the letter shapes:

climb

Make the word using letters:

Trace the word:

climb



Underline the word:


Write the word:

\_\_\_\_\_

-----

\_\_\_\_\_

-----



**Watch Jack  
climb the  
beanstalk.**



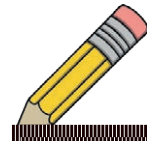
Make the word using playdough to fill the letter shapes:

most

Make the word using letters:

Trace the word:

most




Underline the word:

Who has the most pocket money?

Write the word:

Handwriting practice lines consisting of two sets of three horizontal lines: a solid top line, a dashed middle line, and a solid bottom line.



Make the word using playdough to fill the letter shapes:

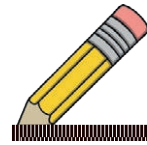
only

Make the word using letters:

Trace the word:


only

Underline the word:




Write the word:

Handwriting practice lines consisting of two sets of three horizontal lines: a solid top line, a dashed middle line, and a solid bottom line.



**I only have  
one sweet  
left.**



Make the word using playdough to fill the letter shapes:

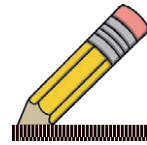
both

Make the word using letters:

Trace the word:


both

Underline the word:



Write the word:

Handwriting practice lines consisting of two sets of three horizontal lines: a solid top line, a dashed middle line, and a solid bottom line.



**Both of my wellies are wet.**

Make the word using playdough to fill the letter shapes:

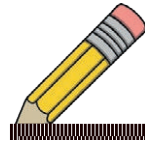
old

Make the word using letters:

Trace the word:

old

Underline the word:



Write the word:

Handwriting practice lines consisting of two sets of three horizontal lines: a solid top line, a dashed middle line, and a solid bottom line.



**The little old man planted some turnip seeds.**



Make the word using playdough to fill the letter shapes:

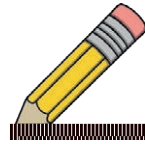
cold

Make the word using letters:

Trace the word:


cold

Underline the word:



Write the word:

Handwriting practice lines consisting of two solid orange lines with a dashed grey line in the middle, repeated twice.



My cup of  
tea has gone  
cold.

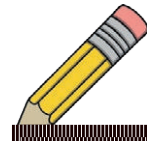
Make the word using playdough to fill the letter shapes:

gold

Make the word using letters:

Trace the word:

gold




Underline the word:

**Look for the  
pot of gold at  
the end of the  
rainbow.**

Write the word:

Handwriting practice lines consisting of a solid top line, a dashed middle line, and a solid bottom line.



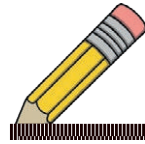
Make the word using playdough to fill the letter shapes:

hold

Make the word using letters:

Trace the word:

hold




Underline the word:

Mum tells me to hold on tight on the swings.

Write the word:

Handwriting practice lines consisting of two solid orange lines, a dashed grey middle line, and another solid orange bottom line.



Make the word using playdough to fill the letter shapes:

told

Make the word using letters:

Trace the word:

told

Underline the word:

**Dad told the  
boy a funny  
story.**


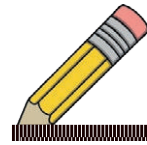
Write the word:

\_\_\_\_\_

-----

\_\_\_\_\_

-----



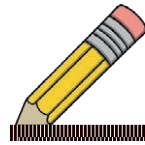
Make the word using playdough to fill the letter shapes:

every

Make the word using letters:

Trace the word:


every



Underline the word:

Write the word:

Handwriting practice lines consisting of a solid top line, a dashed middle line, and a solid bottom line.



I get the  
hiccups every  
time I laugh a  
lot.

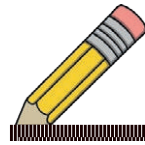
Make the word using playdough to fill the letter shapes:

great

Make the word using letters:

Trace the word:

great




Underline the word:

We are having  
a great time  
at the beach.

Write the word:

Handwriting practice lines consisting of a solid top line, a dashed middle line, and a solid bottom line.



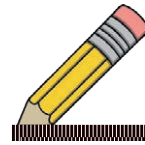
Make the word using playdough to fill the letter shapes:

break

Make the word using letters:

Trace the word:


break



Underline the word:

Write the word:

Handwriting practice lines consisting of two sets of three horizontal lines: a solid top line, a dashed middle line, and a solid bottom line.



If you drop  
a glass it  
might break.

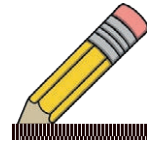
Make the word using playdough to fill the letter shapes:

steak

Make the word using letters:

Trace the word:

steak





Underline the word:

I am having  
steak for my  
dinner.

Write the word:

Handwriting practice lines consisting of two sets of three horizontal lines: a solid top line, a dashed middle line, and a solid bottom line.





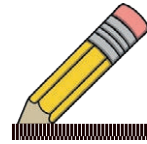
Make the word using playdough to fill the letter shapes:

pretty

Make the word using letters:

Trace the word:


pretty



Underline the word:

Write the word:

Handwriting practice lines consisting of two solid orange lines with a dashed grey line in the middle, repeated twice.



**What pretty flowers.**



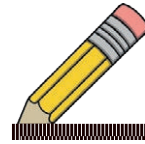
Make the word using playdough to fill the letter shapes:

beautiful

Make the word using letters:

Trace the word:

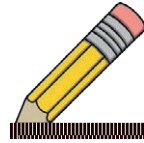
beautiful



Underline the word:

Write the word:

Handwriting practice lines consisting of a solid top line, a dashed middle line, and a solid bottom line.



The bride is wearing a beautiful dress.




Make the word using playdough to fill the letter shapes:

after

Make the word using letters:

Trace the word:

after




Underline the word:

Pip went to  
the library  
after lunch.

Write the word:

Handwriting practice lines consisting of two solid orange lines, a dashed grey middle line, and another solid orange bottom line.



Make the word using playdough to fill the letter shapes:

fast

Make the word using letters:

Trace the word:



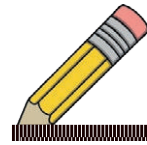
fast

Underline the word:

The sports  
car is very  
fast.

Write the word:

Handwriting practice lines consisting of two sets of three horizontal lines: a solid top line, a dashed middle line, and a solid bottom line.



Make the word using playdough to fill the letter shapes:

last

Make the word using letters:

Trace the word:


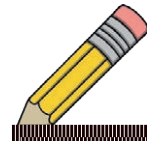
last

Underline the word:

Harry came last in the race but he tried his best.

Write the word:

Handwriting practice lines consisting of a solid top line, a dashed middle line, and a solid bottom line.




Make the word using playdough to fill the letter shapes:

past

Make the word using letters:

Trace the word:

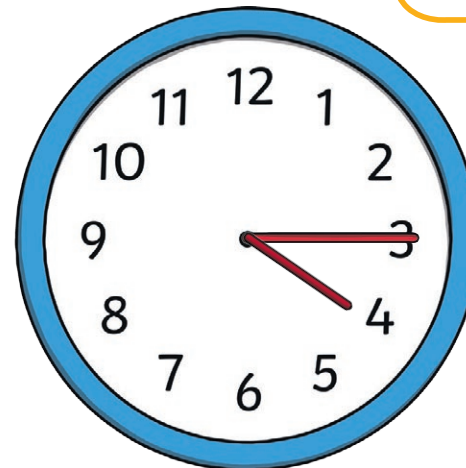

past



Underline the word:

Write the word:

Handwriting practice lines consisting of a solid top line, a dashed middle line, and a solid bottom line.



**It is quarter  
past 4.**

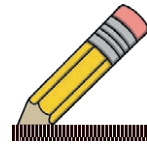
Make the word using playdough to fill the letter shapes:

father

Make the word using letters:

Trace the word:

father





Underline the word:

**My father  
works in a  
factory.**

Write the word:

Handwriting practice lines consisting of two sets of three horizontal lines: a solid top line, a dashed middle line, and a solid bottom line.



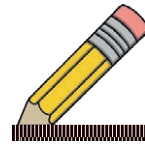
Make the word using playdough to fill the letter shapes:

class

Make the word using letters:

Trace the word:

class




Underline the word:

**Our class are going to the museum on Tuesday.**

Write the word:

Handwriting practice lines consisting of two sets of three horizontal lines: a solid top line, a dashed middle line, and a solid bottom line.





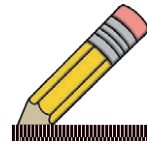
Make the word using playdough to fill the letter shapes:

grass

Make the word using letters:

Trace the word:



grass



Underline the word:

Write the word:

Handwriting practice lines consisting of two sets of three horizontal lines: a solid top line, a dashed middle line, and a solid bottom line.



**There are lots of daisies growing in the grass.**

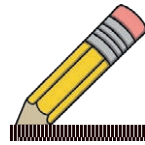
Make the word using playdough to fill the letter shapes:

pass

Make the word using letters:

Trace the word:

pass




Underline the word:

Pass me  
the honey,  
please.

Write the word:

Handwriting practice lines consisting of two sets of three horizontal lines: a solid top line, a dashed middle line, and a solid bottom line.



Make the word using playdough to fill the letter shapes:

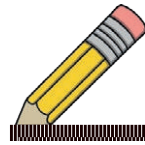
plant

Make the word using letters:

Trace the word:

plant

Underline the word:



**We are going  
to plant some  
sunflowers  
tomorrow.**

Write the word:

Handwriting practice lines consisting of a solid top line, a dashed middle line, and a solid bottom line. A yellow pencil is positioned at the end of the bottom line on the right side.

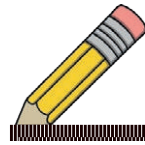
Make the word using playdough to fill the letter shapes:

path

Make the word using letters:

Trace the word:

path




Underline the word:

**Mum told me  
to stay on  
the path.**

Write the word:

Handwriting practice lines consisting of two sets of three horizontal lines: a solid top line, a dashed middle line, and a solid bottom line.



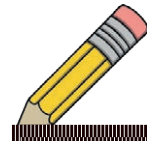
Make the word using playdough to fill the letter shapes:

bath

Make the word using letters:

Trace the word:

bath

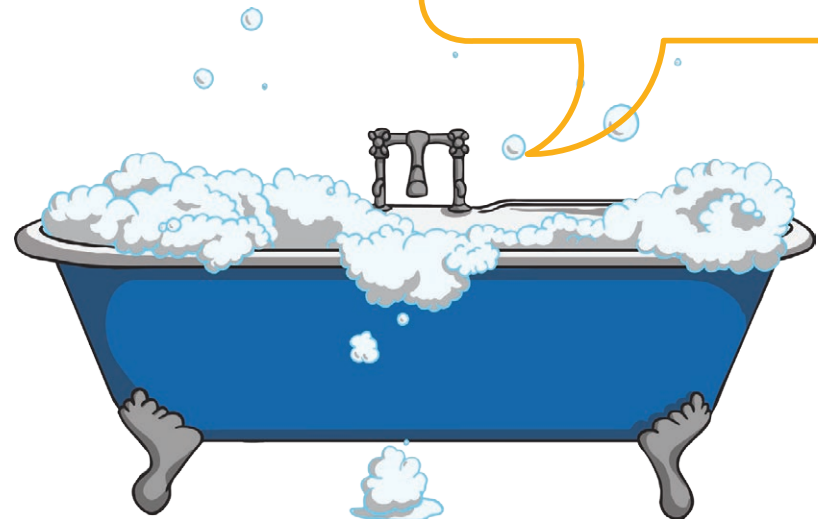



Underline the word:

What a lovely bubbly bath this is!

Write the word:

Handwriting practice lines consisting of two sets of three horizontal lines: a solid top line, a dashed middle line, and a solid bottom line.



Make the word using playdough to fill the letter shapes:

hour

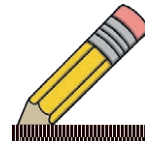
Make the word using letters:

Trace the word:

hour



Underline the word:

**The train  
will be here  
in one hour.**



Write the word:

Handwriting practice lines consisting of two sets of three horizontal lines: a solid top line, a dashed middle line, and a solid bottom line.



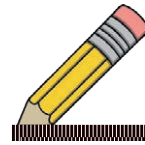
Make the word using playdough to fill the letter shapes:

move

Make the word using letters:

Trace the word:

move




Underline the word:

**We are going  
to move to a  
new house.**

Write the word:

Handwriting practice lines consisting of two sets of three horizontal lines: a solid top line, a dashed middle line, and a solid bottom line.



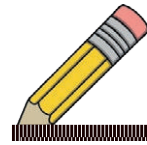
Make the word using playdough to fill the letter shapes:

prove

Make the word using letters:

Trace the word:

prove





Underline the word:

I can prove that Dennis took the last cookie.

Write the word:

Handwriting practice lines consisting of two sets of three horizontal lines: a solid top line, a dashed middle line, and a solid bottom line.





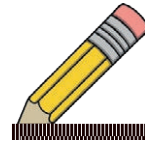
Make the word using playdough to fill the letter shapes:

improve

Make the word using letters:

Trace the word:

improve




Underline the word:

We try to improve our work.

Write the word:

Handwriting practice lines consisting of two sets of three horizontal lines: a solid top line, a dashed middle line, and a solid bottom line.



Make the word using playdough to fill the letter shapes:

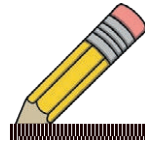
sure

Make the word using letters:

Trace the word:

sure


Underline the word:



I am sure  
I put my  
homework in  
my rucksack.

Write the word:

Handwriting practice lines consisting of a solid top line, a dashed middle line, and a solid bottom line.



Make the word using playdough to fill the letter shapes:

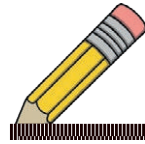
sugar

Make the word using letters:

Trace the word:

sugar

Underline the word:



Write the word:

Handwriting practice lines consisting of a solid top line, a dashed middle line, and a solid bottom line. A yellow pencil is positioned at the end of the bottom line on the right side.

**Add 3  
teaspoons of  
sugar to the  
mixture.**

Make the word using playdough to fill the letter shapes:

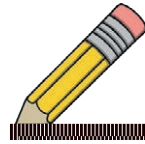
eye

Make the word using letters:

Trace the word:

eye


Underline the word:



I spy with  
my little eye!

Write the word:

Handwriting practice lines consisting of two sets of three horizontal lines: a solid top line, a dashed middle line, and a solid bottom line.



Make the word using playdough to fill the letter shapes:

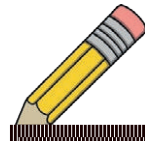
could

Make the word using letters:

Trace the word:

could



Underline the word:



The puppy  
could sit but  
not for very  
long.

Write the word:

Handwriting practice lines consisting of two solid orange lines with a dashed grey line in the middle, repeated twice.



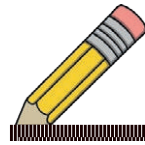
Make the word using playdough to fill the letter shapes:

should

Make the word using letters:

Trace the word:

should





Underline the word:

**We should  
recycle  
our plastic  
bottles.**

Write the word:

Handwriting practice lines consisting of two sets of three horizontal lines: a solid top line, a dashed middle line, and a solid bottom line.



Make the word using playdough to fill the letter shapes:

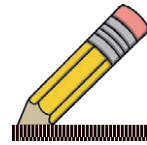
would

Make the word using letters:

Trace the word:


would

Underline the word:



Write the word:

Handwriting practice lines consisting of two sets of three horizontal lines: a solid top line, a dashed middle line, and a solid bottom line.



Would you like a drink?



Make the word using playdough to fill the letter shapes:

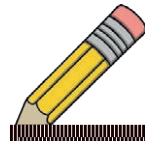
who

Make the word using letters:

Trace the word:

who

Underline the word:



Write the word:

Handwriting practice lines consisting of a solid top line, a dashed middle line, and a solid bottom line. A yellow pencil is positioned at the end of the bottom line.

Who has  
seen my  
keys?





Make the word using playdough to fill the letter shapes:

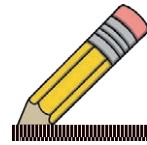
whole

Make the word using letters:

Trace the word:

whole


Underline the word:



I am so hungry  
I could eat a  
whole bunch of  
bananas.

Write the word:

Handwriting practice lines consisting of two solid orange lines and a dashed grey line in the middle, repeated twice.



Make the word using playdough to fill the letter shapes:

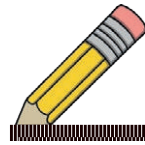
any

Make the word using letters:

Trace the word:

any



Underline the word:



Have you got  
any crayons?

Write the word:

Handwriting practice lines consisting of a solid top line, a dashed middle line, and a solid bottom line. The word 'any' is not yet written.



Make the word using playdough to fill the letter shapes:


many

Make the word using letters:

Trace the word:


many

Underline the word:



Write the word:

Handwriting practice lines consisting of two sets of three horizontal lines: a solid top line, a dashed middle line, and a solid bottom line.



How many  
teddies have  
you got?



Make the word using playdough to fill the letter shapes:

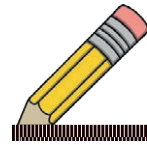
clothes

Make the word using letters:

Trace the word:


clothes

Underline the word:



Write the word:

Handwriting practice lines consisting of a solid top line, a dashed middle line, and a solid bottom line.



**Lucy got some new clothes for her birthday.**



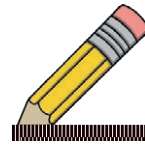
Make the word using playdough to fill the letter shapes:

busy

Make the word using letters:

Trace the word:

busy




Underline the word:

Duncan was  
very busy in  
the garden.

Write the word:

Handwriting practice lines consisting of two sets of three horizontal lines: a solid top line, a dashed middle line, and a solid bottom line.



Make the word using playdough to fill the letter shapes:

people

Make the word using letters:

Trace the word:

people

Underline the word:

**The people  
waited in the  
queue.**


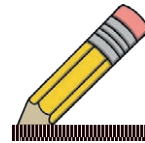
Write the word:

\_\_\_\_\_

-----

\_\_\_\_\_

-----



Make the word using playdough to fill the letter shapes:

water

Make the word using letters:

Trace the word:

water

Underline the word:

**Water your plants every day.**


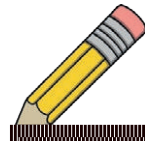
Write the word:

\_\_\_\_\_

-----

\_\_\_\_\_

-----



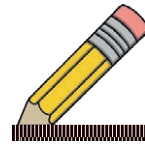
Make the word using playdough to fill the letter shapes:

again

Make the word using letters:

Trace the word:

again

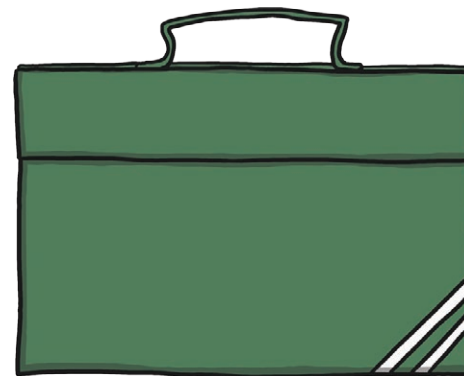
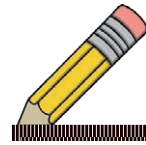


Underline the word:

**I have  
forgotten my  
book bag again.**

Write the word:

Handwriting practice lines consisting of two sets of three horizontal lines: a solid top line, a dashed middle line, and a solid bottom line.





Make the word using playdough to fill the letter shapes:

half

Make the word using letters:

Trace the word:



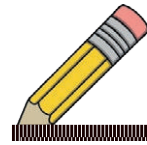
half

Underline the word:

**My brother and  
I have half a  
pizza each.**

Write the word:

Handwriting practice lines consisting of a solid top line, a dashed middle line, and a solid bottom line.



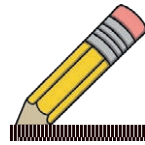
Make the word using playdough to fill the letter shapes:

money

Make the word using letters:

Trace the word:

money




Underline the word:

We keep our  
money safe  
in a bank.

Write the word:

Handwriting practice lines consisting of two sets of three horizontal lines: a solid top line, a dashed middle line, and a solid bottom line.



Make the word using playdough to fill the letter shapes:

Mr

Make the word using letters:

Trace the word:

Mr

Underline the word:

**Mr Kemp  
was the new  
teacher.**


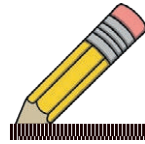
Write the word:

\_\_\_\_\_

-----

\_\_\_\_\_

-----



Make the word using playdough to fill the letter shapes:

Mrs

Make the word using letters:

Trace the word:

Mrs

Underline the word:

**Mrs Flint  
posted her  
letters.**



Write the word:

\_\_\_\_\_

-----

\_\_\_\_\_

-----



Make the word using playdough to fill the letter shapes:


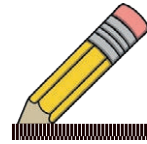
parents

Make the word using letters:

Trace the word:

parents


Underline the word:



**The parents  
watched the  
school parade.**

Write the word:

Handwriting practice lines consisting of a solid top line, a dashed middle line, and a solid bottom line.



Make the word using playdough to fill the letter shapes:

Christmas

Make the word using letters:

Trace the word:

Christmas 

Write the word:

\_\_\_\_\_

-----

\_\_\_\_\_ 

-----

Underline the word:




**How enormous  
is that  
Christmas tree!**

Make the word using playdough to fill the letter shapes:

everybody

Make the word using letters:

Trace the word:

everybody 

Underline the word:

**Everybody  
smile for the  
camera.**


Write the word:

\_\_\_\_\_

-----

\_\_\_\_\_ 

-----



Make the word using playdough to fill the letter shapes:

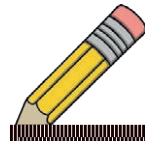
even

Make the word using letters:

Trace the word:


even

Underline the word:



Write the word:

Handwriting practice lines consisting of two sets of three horizontal lines: a solid top line, a dashed middle line, and a solid bottom line.



**Two is an  
even number.**

2